

# HMS Unicorn

## Information Pack

For

Teachers & Leaders



# Contents of this Pack

Welcome	3
General Safety Information	4
Information on Visits	5
Accessibility Guide	7
Map of the Ship	8
Guide to the Ship for Teachers & Leaders	9
At a Glance: HMS Unicorn Facts & Figures	10
Useful Websites & Books	11
How to Find Us	12

## Share Your Experience

Why not share your experience of HMS Unicorn by heading to our Facebook, Twitter or Instagram page?

Tweet about your day on board or post a photo of your schoolwork relating to the ship!



Facebook - HMSUnicorn



Twitter - @FrigateUnicorn



Instagram – hms.unicorn

# Welcome

We are delighted that you are visiting HMS Unicorn and we look forward to welcoming you in person.

Our aim is that all visitors should have an enjoyable and memorable visit and leave having discovered something new about the ship and its maritime past.

This guide will provide you with all the information you need for a well-organised visit to HMS Unicorn.



If you have any questions, please contact the Learning & Engagement Officer:

Email – [finlay@hmsunicorn.org.uk](mailto:finlay@hmsunicorn.org.uk)

Phone – (01382) 200900

# General Safety Information

The health and safety of visitors is of our utmost concern. We have tried to make the ship as safe as possible but due to the age of the vessel, we ask that you take special care during your visit.

HMS Unicorn contains:

- Steep stairs
- Trip hazards
- Low ceilings
- Narrow & low doorways
- Low light levels
- Decks that can be slippery when wet

Children must be supervised **at all times** when on board the ship and remain the **responsibility of the school or group** throughout the visit. We also insist on a minimum ratio of one adult leader for every ten children, or one adult leader for every six children if the group are aged five or younger.

Every group will be provided with a risk assessment before visiting the ship. We also advise a free preliminary visit for teachers and leaders, to familiarise yourself with the site and carry out your own risk assessment. These can be arranged with the Learning & Engagement Officer.

# Information on Visits

## Arrival

Entrance to HMS Unicorn is via the main gangway onto the Gun Deck. When you step inside the ship, please make your way to the Welcome Desk immediately in front of the entrance to inform a member of staff that you have arrived.

We always recommend that groups come dressed in warm clothing and suitable footwear.

## The Ship

When visiting the ship, children must be supervised at all times and remain the responsibility of the teachers and/or adult leaders.

If the behaviour of anyone in a group adversely affects the ship and its collection or the safety or enjoyment of other learners, visitors or staff, we may require the group to leave.

Please always advise children to stay with their group, to avoid the risk of accident or injury.

Visitors should always behave in an appropriate manner and walk around the ship – please do not run!

All HMS Unicorn staff and volunteers are in uniform and wear identification badges. They are always happy to help with any issues.

## **Workshops**

A variety of workshops are offered on board HMS Unicorn for learners of all ages and are designed to support the Curriculum for Excellence.

Workshops last around 30 to 45 minutes and must be arranged in advance with the Learning & Engagement Officer.

## **Toilets, Lunch & Shop**

Toilets are located on the Gun Deck of HMS Unicorn.

If you wish to eat packed lunches or snacks on the ship, then please inform the ship's staff beforehand so an area can be set up for this.

The shop is located beside the entrance to the ship on the Gun Deck and stocks pocket-money items. Alternatively, we can provide 'Goody Bags' for your group and this can be arranged through the Learning & Engagement Officer in advance of a visit.

## **Evaluation**

We always value feedback on visits. You and your group may be asked to fill in evaluation forms or an online survey to help us monitor our work.

We also encourage groups to share their experience online via our Facebook, Twitter or Instagram page.

## **Photographs**

Visitors can take photographs and reuse for educational purposes.

# Accessibility Guide

We want everyone to be able to enjoy their experience on board HMS Unicorn. Our staff and volunteers are always happy to offer any help you need during your visit.

As HMS Unicorn was built for a different age, there are no lifts or elevators and accessibility between the decks on board is via ladder ways.

The ship's 'Accessibility Guide' is available online and provides further information for visitors - [www.hmsunicorn.org.uk/accessibility](http://www.hmsunicorn.org.uk/accessibility).

If you have any specific questions or queries regarding accessibility on board, please contact the Learning & Engagement Officer.

## Visitors with Additional Needs or Medical Needs

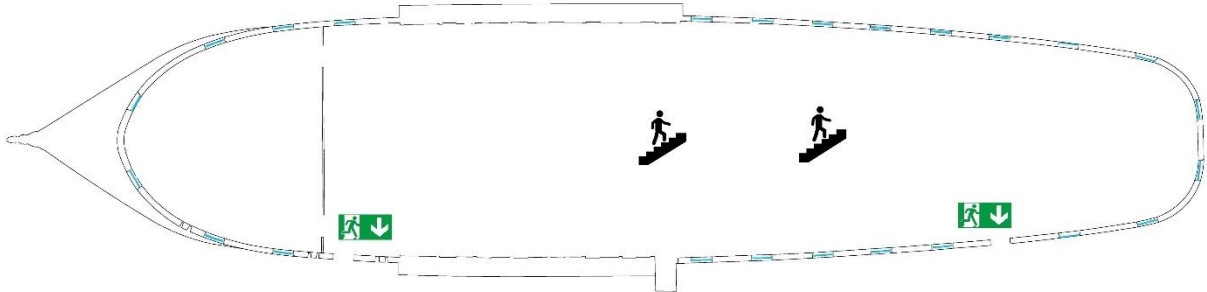
HMS Unicorn does its best to accommodate the requirements of all visitors.

Group leaders should assess the risks and consider if additional supervision is required.

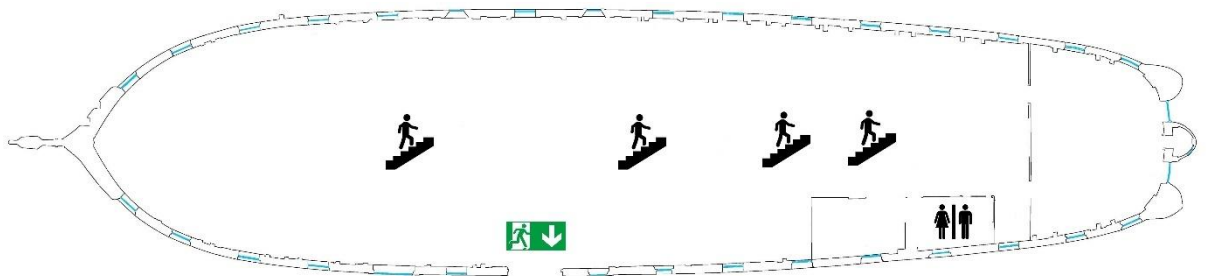
Please contact us in advance to clarify what provision can be made for members of your party who have additional needs or to discuss any serious medical conditions or requirements.

# Map of the Ship

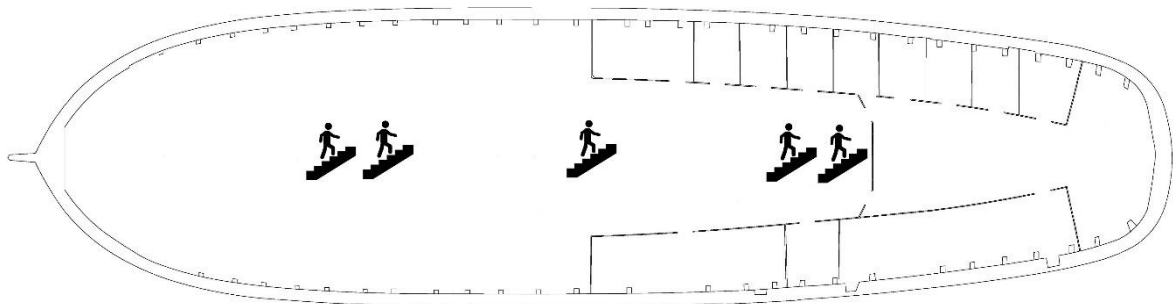
## Weather Deck




## Gun Deck



## Mess Deck



## Orlop Deck





# Guide to the Ship for Teachers & Leaders

Both HMS Unicorn and the ship's historic collection are a unique learning resource.

They offer learners of all ages the opportunity for first-hand experiences with original artefacts and maritime heritage. This helps to extend and enrich classroom learning in both a meaningful and stimulating manner.

## Pre-Visit Material

For teachers, leaders and young learners to get the most from their visit, we offer pre-visit material for groups. This includes:

- Teacher's Guide to HMS Unicorn
- Pre-Visit Notes for Young Learners.

Both these documents are available online at [www.hmsunicorn.org.uk](http://www.hmsunicorn.org.uk) or can be provided by the Learning & Engagement Officer.

### Getting the Most from your Visit

- All staff and volunteers are in uniform and have identification badges – so don't be afraid to ask questions!
- Look out for the panels around the ship which will provide you with information and the story of HMS Unicorn.
- Interact with the different sensory activity stations available on the ship, from knot-tying to dress-up.

## At a Glance: HMS Unicorn Facts & Figures

Ordered	1817
Built (Date)	1822 - 1824
Built (Location)	Chatham Dockyard, Kent
Launched	30 <sup>th</sup> March 1824
Length	58.55 metres
Weight (when fully stored)	1,465 tons
Decks	4
Crew	300
Guns	46
Masts (originally intended)	3
Roof Added	1824
Arrived in Dundee	1873
Opened to the Public	1975

# Useful Websites & Books

## Websites

[www.hmsunicorn.org.uk/history](http://www.hmsunicorn.org.uk/history)

<https://www.royalnavy.mod.uk/history/>

<https://www.nmrn.org.uk/>

<https://www.english-heritage.org.uk/learn/story-of-england/georgians/>

HMS Unicorn YouTube Page -

[https://www.youtube.com/channel/UCqPhj8hJaObQS7Lo18GGw\\_Q](https://www.youtube.com/channel/UCqPhj8hJaObQS7Lo18GGw_Q)

## Books

“HMS Unicorn Official Guidebook” (2019)

Anderson, S., “Action Stations: Life Aboard a Frigate” (2013)

Gardiner, R., “The Sailing Frigate: A History in Ship Models” (2012)

Lavery, B., “Empire of the Seas” (2009)

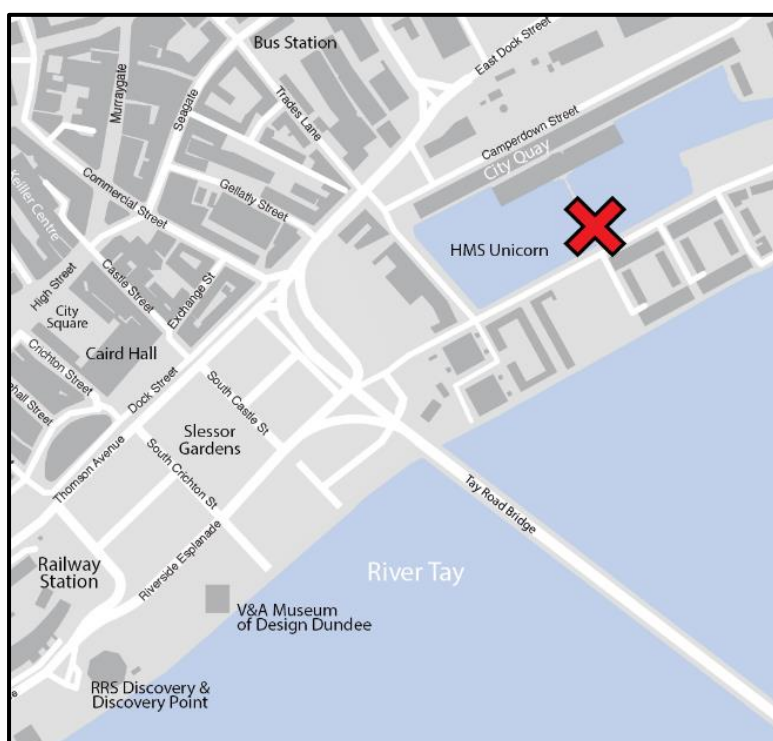
Lavery, B., “Nelson’s Navy” (1989)

MacDonald, J., “Feeding Nelson’s Navy” (2004)

# How to Find Us

HMS Unicorn is located in Dundee's Victoria Dock, right next to the Tay Road Bridge.

She is only a short walk from the rail and bus stations and the city centre. She is linked to V&A Dundee and RRS Discovery by a riverfront walkway.



## Address

HMS Unicorn,  
South Victoria Dock  
Road,  
Victoria Dock,  
Dundee,  
Scotland,  
DD1 3BP.

The Unicorn Preservation Society is a charity registered in Scotland (SC002771). The registered office of the charity is 14 City Quay, Dundee, DD1 3JA.

